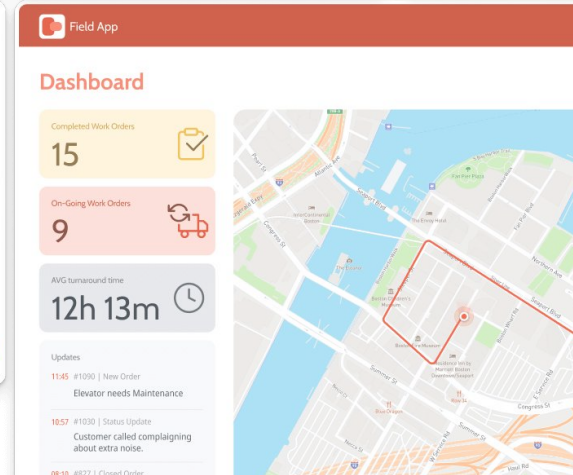
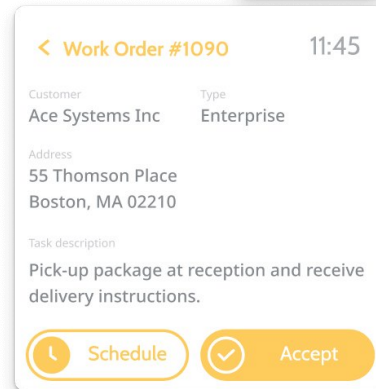
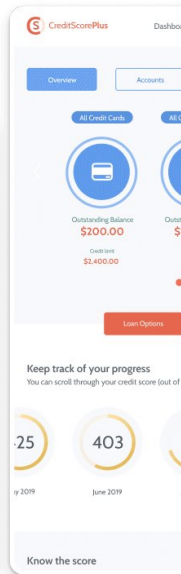
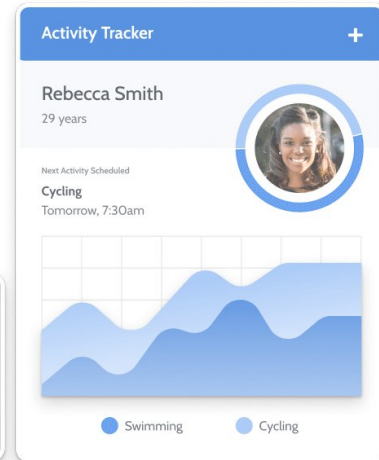
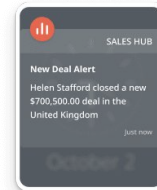




UX / UI with OutSystems

Dinis Carvalho, OutSystems Engineering





Dinis Carvalho

Product Designer, OutSystems

✉ dinis.carvalho@outsystems.com

in [diniscarvalho41](#)

What I'd like to share with you

- 1. The story behind Silk UI and OutSystems UI**
 - a. How they evolved with OutSystems platform
 - b. Some of the hard decisions that had to be made
- 2. UX, UI and Frontend development for the future**
 - a. The principles and the vision
- 3. Optimizing your development workflow**
 - a. Team composition and practices
 - b. Frontend architecture
 - c. Tools and resources
- 4. Anything you ask and I'm able to answer!**

A Trip Down Memory Lane

OutSystems 8

London Theme and
Rich Widgets



2013

OutSystems 8

London Theme and RichWidgets

Products + Create a new Product

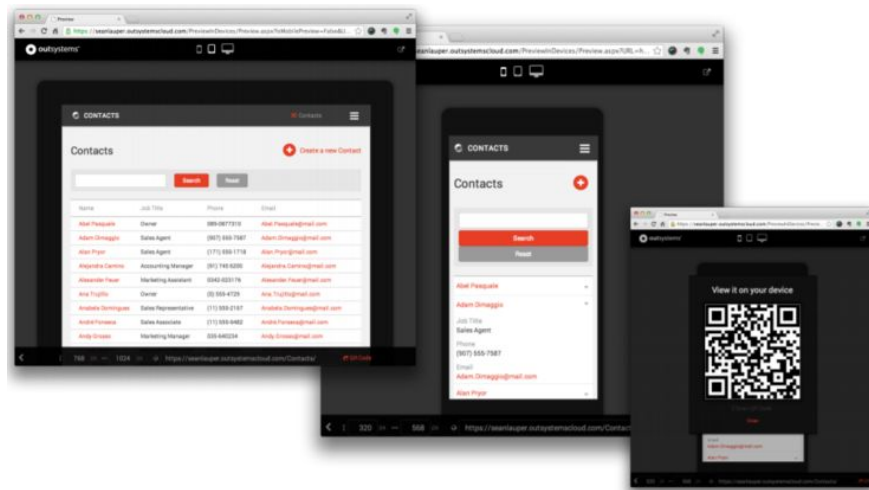
Search Reset

| Product Name | Quantity Per Unit | Unit Price |
|------------------------------|---------------------|------------|
| Alice Mutton | 20 - 1 kg tins | \$ 39.00 |
| Anised Syrup | 12 - 550 ml bottles | \$ 10.00 |
| Boston Crab Meat | 24 - 4 oz tins | \$ 18.40 |
| Camembert Pierrot | 15 - 300 g rounds | \$ 34.00 |
| Carnarvon Tigers | 16 kg pkg. | \$ 62.50 |
| Chai | 10 boxes x 20 bags | \$ 18.00 |
| Chang | 24 - 12 oz bottles | \$ 19.00 |
| Chartreuse verte | 750 cc per bottle | \$ 18.00 |
| Chef Anton's Cajun Seasoning | 48 - 6 oz jars | \$ 22.00 |
| Chef Anton's Gumbo Mix | 36 boxes | \$ 21.35 |

Container

| | |
|---------------------|-------|
| Name | 3 col |
| Width | |
| Min. Height | 1 col |
| Margin Left | 80px |
| Align | |
| Style | True |
| Display | |
| On Click | |
| Destination | |
| Extended Properties | |
| Name 1 | |
| Value 1 | |

FlightTracking updated at 12:47 | [atl@demillertadev.outsystems.net](#)



OutSystems 8

London Theme and RichWidgets

Dashboard

List with infinite scroll

Tabs

Long form

Breadcrumbs

Wizard

Editable table

Cards

Customize

Building your custom theme

To help you create your own version of the London theme, tailored to your company brand and colors, a smart theme customizer is available for you to use. Simply enter your company website URL, which must be accessible from the internet, and the customizer will try to discover the company logo and colors, presenting you with the alternative London versions.

1. Enter your company website URL

...or upload your own logo

Or choose one example

- <http://www.tlg.com/>
- <http://www.mcdonalds.com/>
- <http://www.microsoft.com/>
- <http://www.walmart.com/>
- <http://www.amazon.com/>
- <http://www.starbucks.com/>
- <http://www.facebook.com/>
- <http://www.virgin.com/>

2. Click to choose the logo

Choose the main colors

Header background color

A Choose the font

Roboto

3. Your theme is ready

Your theme assets are ready to be downloaded. Use the included AppLogo image as your application logo and copy the content of the contents.london.css file into your application theme.

OutSystems 8

London Theme and
Rich Widgets



2013

2014


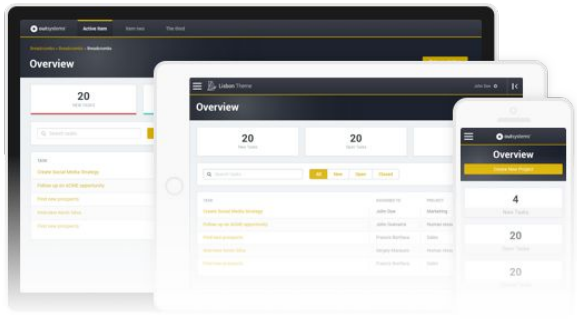
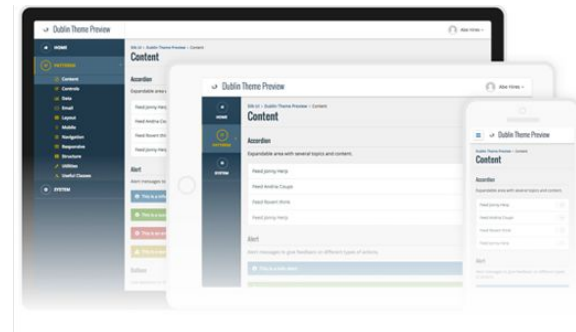
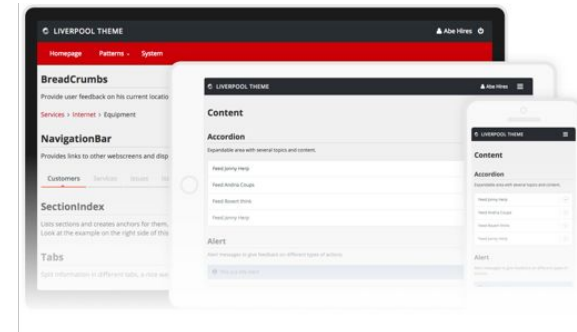


OutSystems 9

Silk UI

OutSystems 9

Silk UI



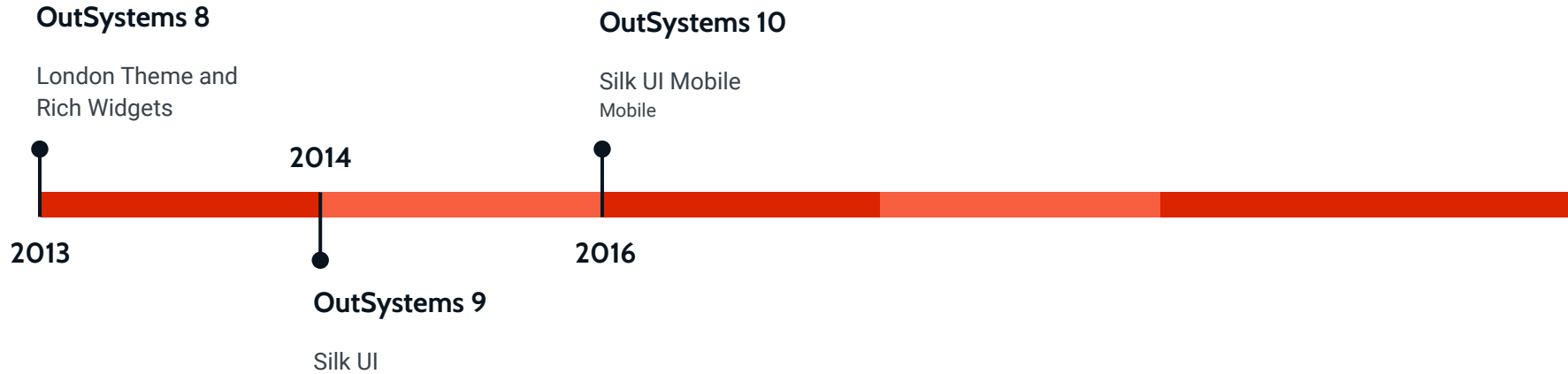
OutSystems 9

Silk UI

The screenshot shows the 'Dublin Theme Preview' page in OutSystems 9. The left sidebar contains a navigation menu with sections: HOME, PATTERNS (with sub-items: Content, Controls, Data, Email, Layout, Mobile, Navigation, Responsive, Structure, Utilities), and SYSTEM. The main content area features the 'Dublin Theme' description, including 'Post-Flat', 'Dual Color', and 'Visual Hierarchy' features. Below this is a 'Right to left support' section with a toggle switch. The 'Patterns Index' section is divided into 'Content' and 'Controls' categories, listing various UI components like Accordion, Alert, Balloon, BlankSlate, Box, Bullets, ButtonsArea, Info, LightBox, Modal, Panel, Post, Section, SectionExpandable, Buttons, ButtonGroup, DatePicker, Dropdown, FileUpload, InputWithIcon, RangeSlider, Search, Select2, ToggleButton, and Video.

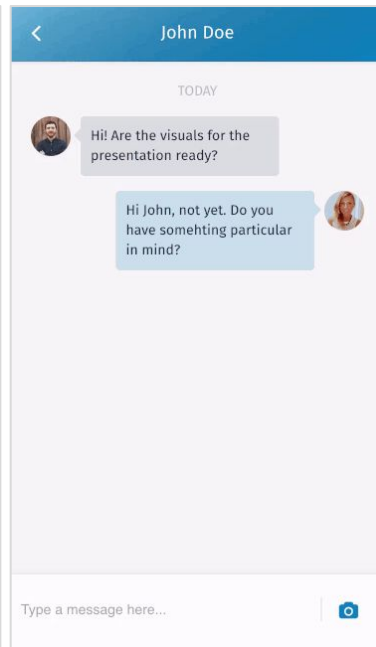
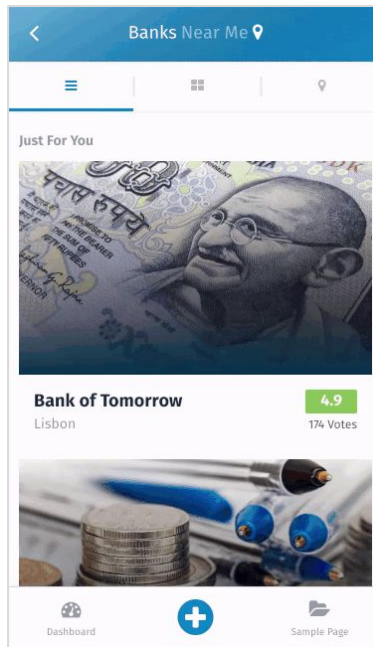
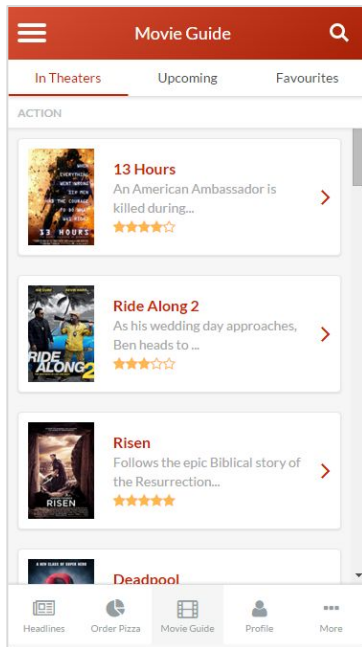
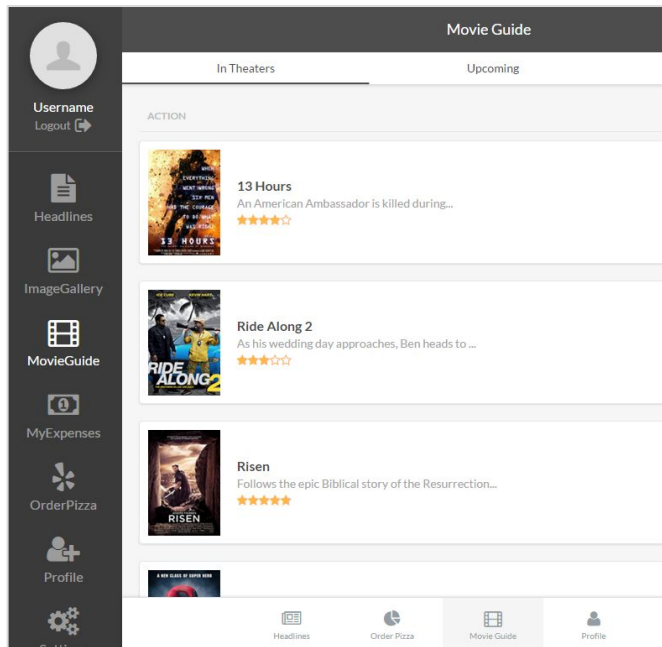
This screenshot shows the same 'Dublin Theme Preview' page as the first, but in a mobile view. The navigation menu is collapsed into a hamburger menu icon. The main content area is partially visible, showing the 'Dublin Theme' description and the 'Right to left support' section.

The screenshot displays a mobile application interface. At the top, there's a header with the text 'Feed Jonny Herp' and a back arrow icon. Below the header, there's a large text block: 'Collaboratively administrate empowered markets via plug-and-play networks. Dynamically procrastinate B2C users after installed base benefits. Dramatically visualize customer directed convergence without revolutionary ROI.' Below this text, there's a list of items, each with a name and a dropdown arrow: 'Feed Andria Coups', 'Feed Rovert think', and 'Feed Jonny Herp'.



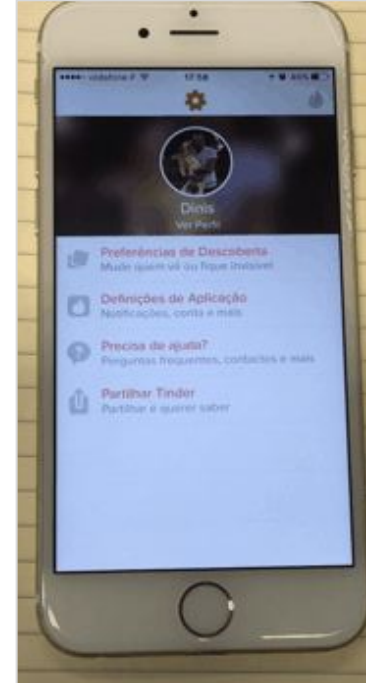
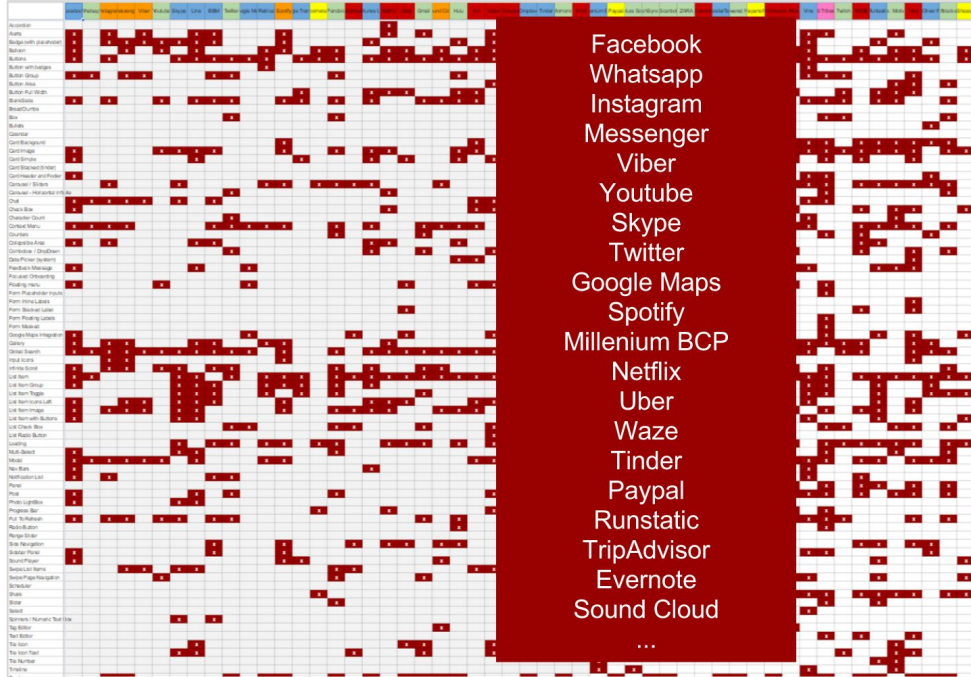
OutSystems 10


Silk UI Mobile



OutSystems 10


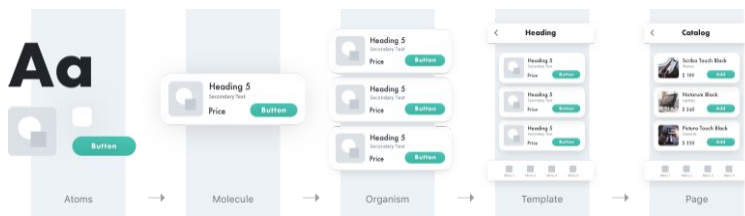
Silk UI Mobile



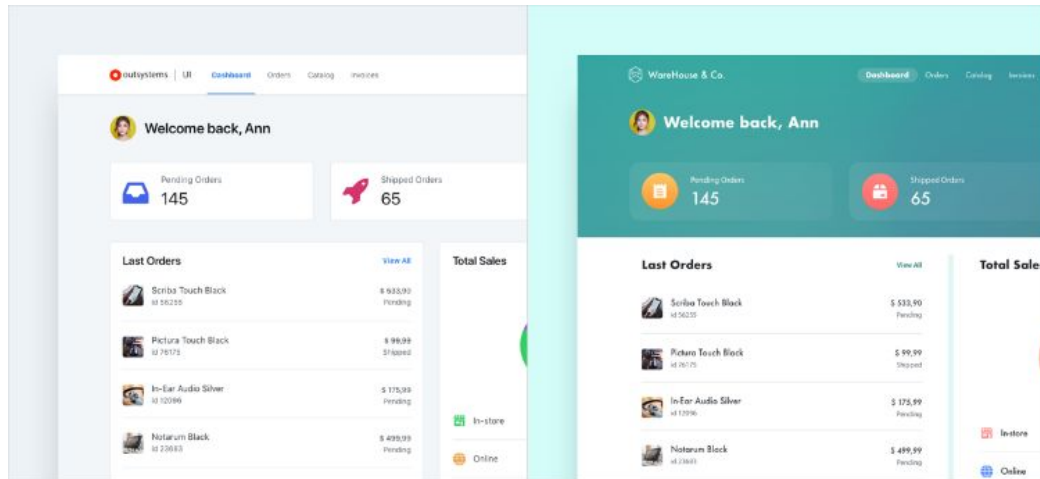


OutSystems 11

OutSystems UI Web



```
/* Example block */  
.card {}  
  
/* Example of the Card block */  
.card-title {}  
  
/* Modifier of the Card block */  
.card.background-color-white {}
```

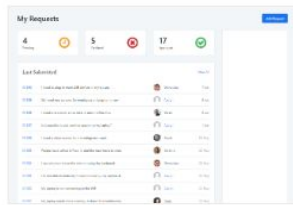


OutSystems 11

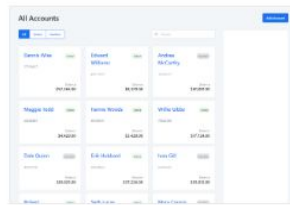
OutSystems UI Web



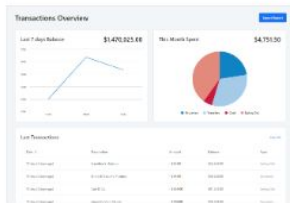
Account Dashboard



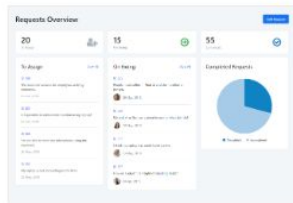
Admin Dashboard



Cards Gallery



Transactions Dashboard

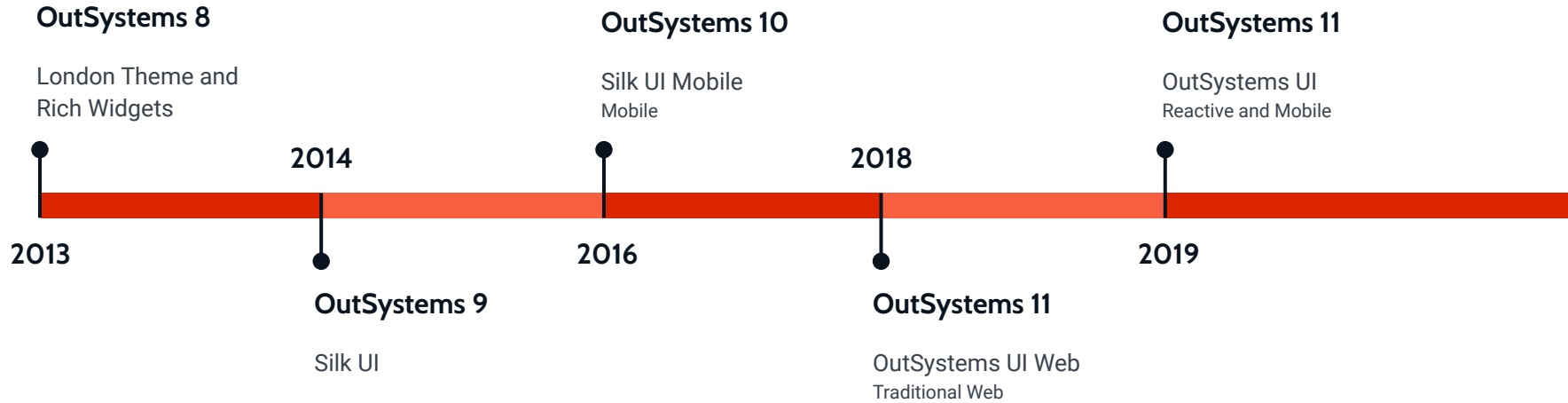


Workflow Dashboard

OutSystems UI Kit

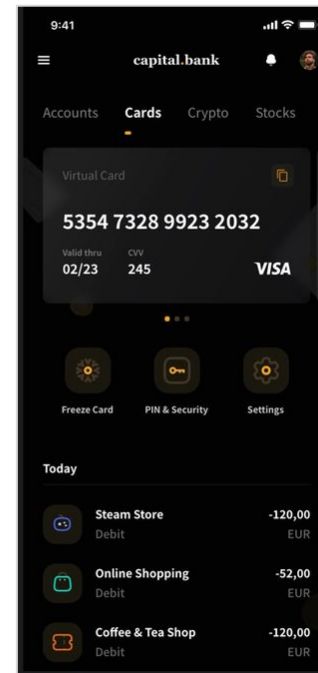
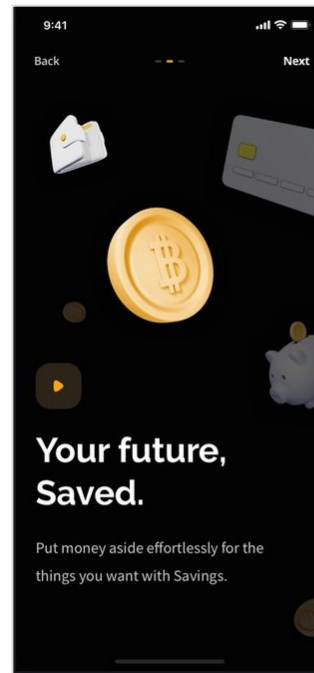
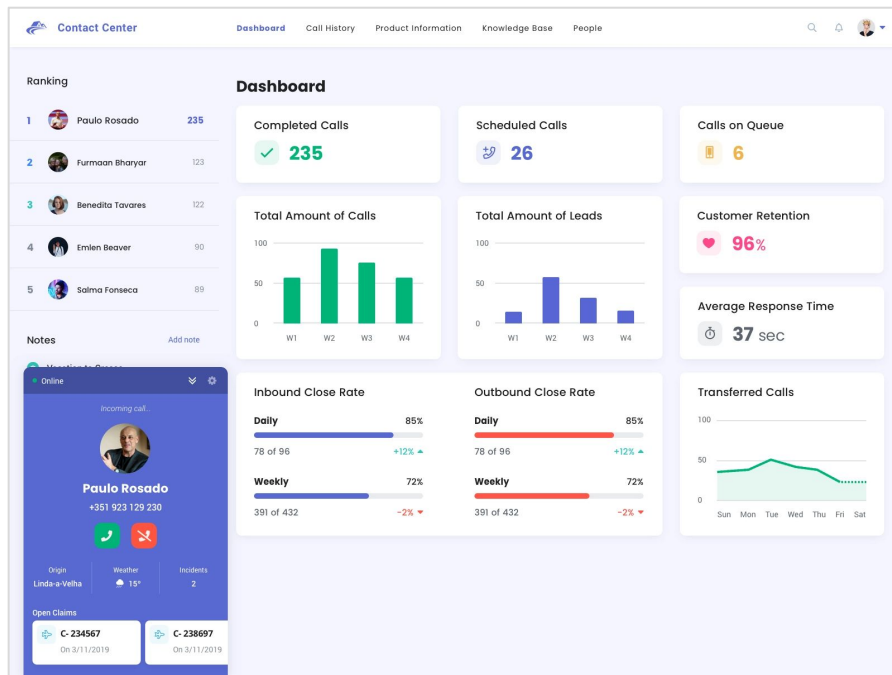
A complete collection of all the Styles, UI Patterns, Widgets and Layouts based on OutSystems UI framework.

The preview shows a collection of UI components including a 'New Request' button, a 'Completed Requests' badge, a '55% efficiency' gauge, and a 'Made for Figma' logo.



OutSystems 11

OutSystems UI



A Look Into the Future



outsystems

Service S





Frontend Development Principles



End User
First



No Limits to
Create



Speed of
Reusability



Integration
with Data

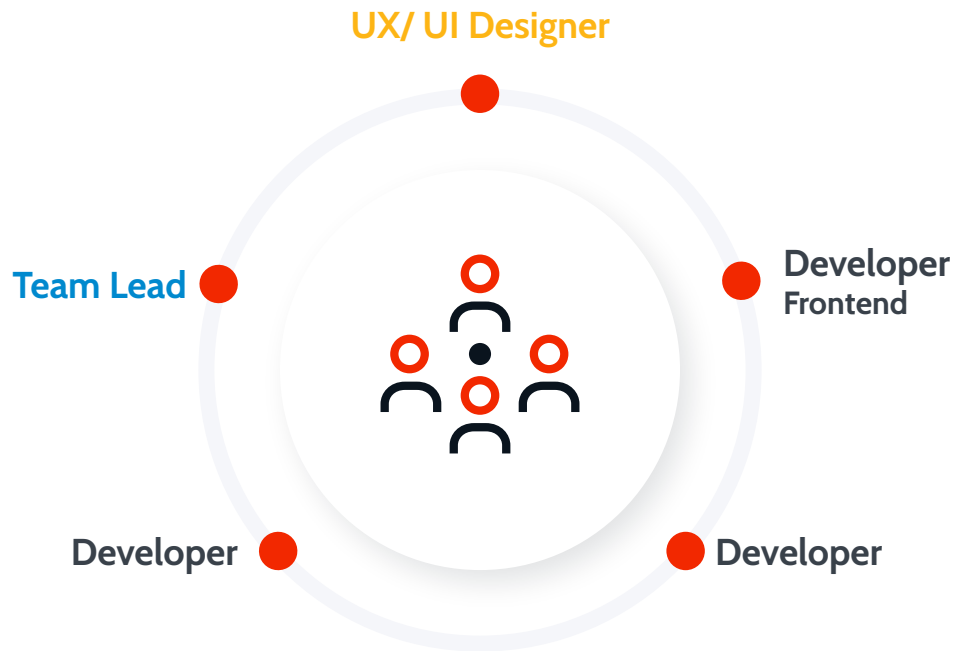


From design to
development

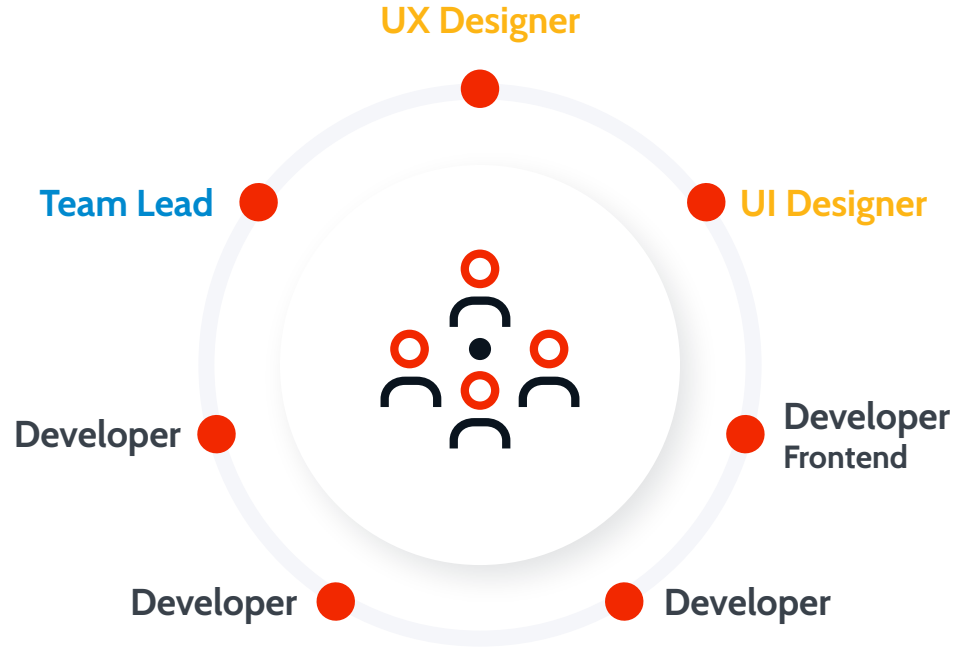
Development Workflow

Team Composition and Roles


Team Composition



Team Composition

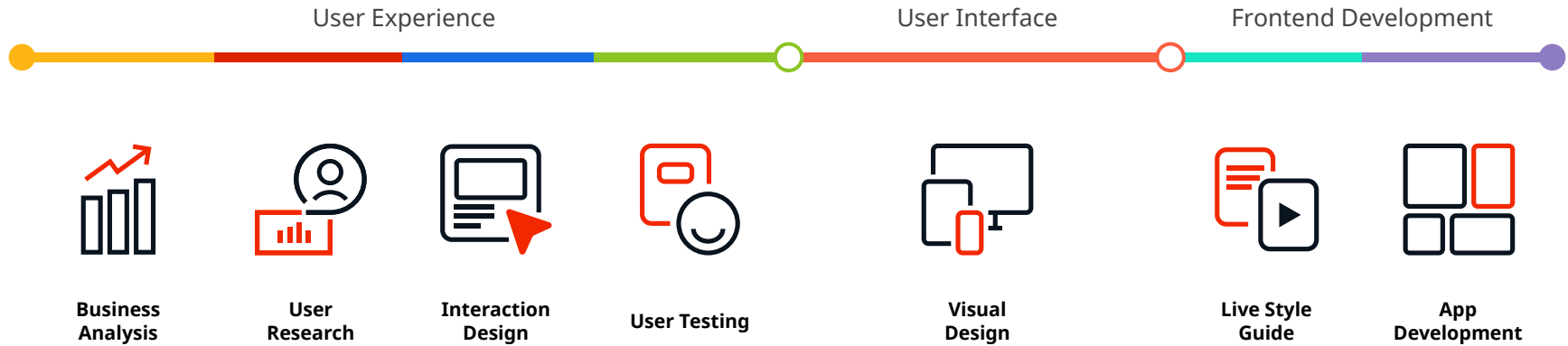


Roles Growth



- Create the conditions to grow each practice
- Share knowledge and development practices
- Keep team members in the context of the team

Roles and Key Activities



Development Workflow



UX/UI Design

Designer designs the app screens using our sketch file with all the UI patterns



Development

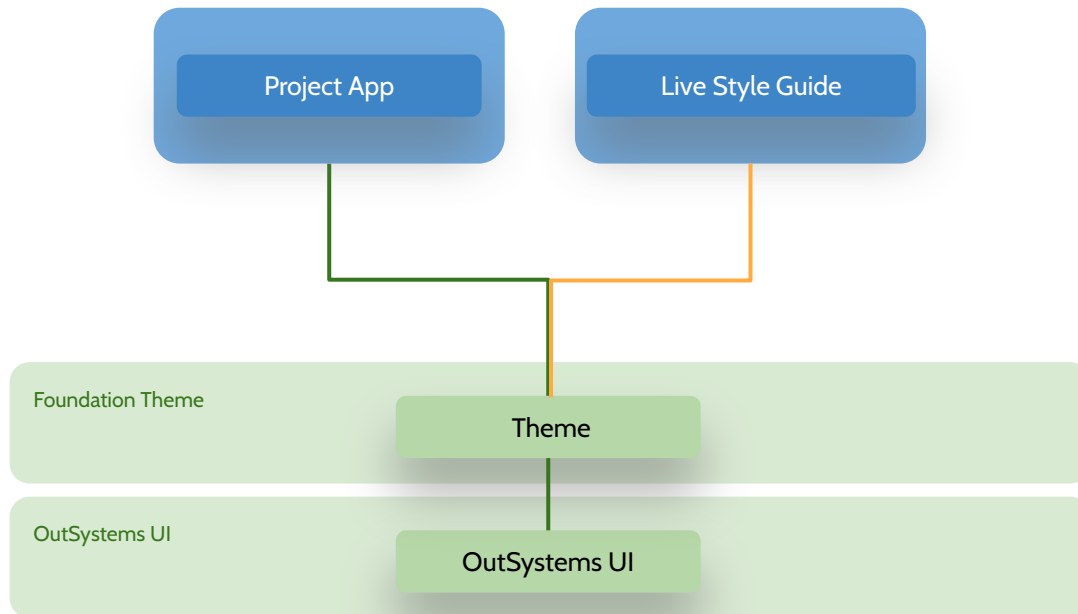
Developer translates the design into an application using Service Studio



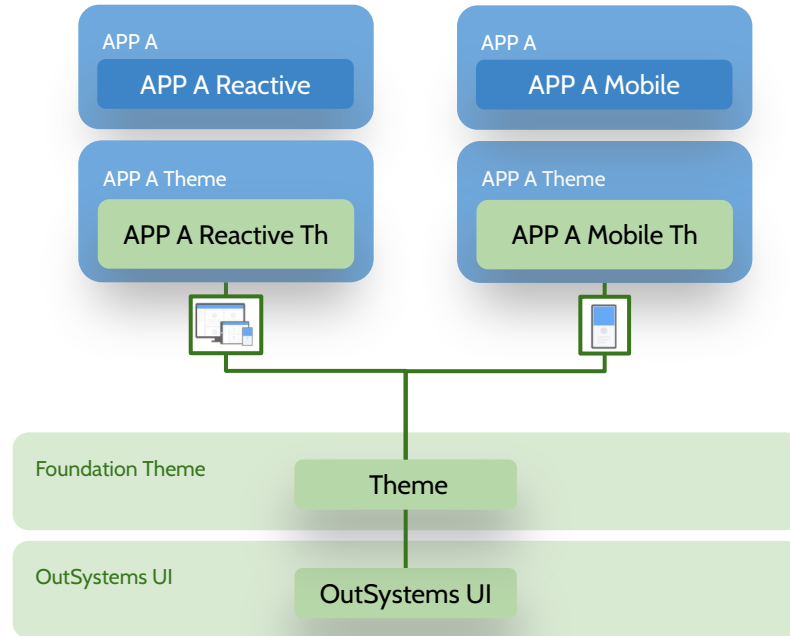
Development Workflow

Frontend Architecture

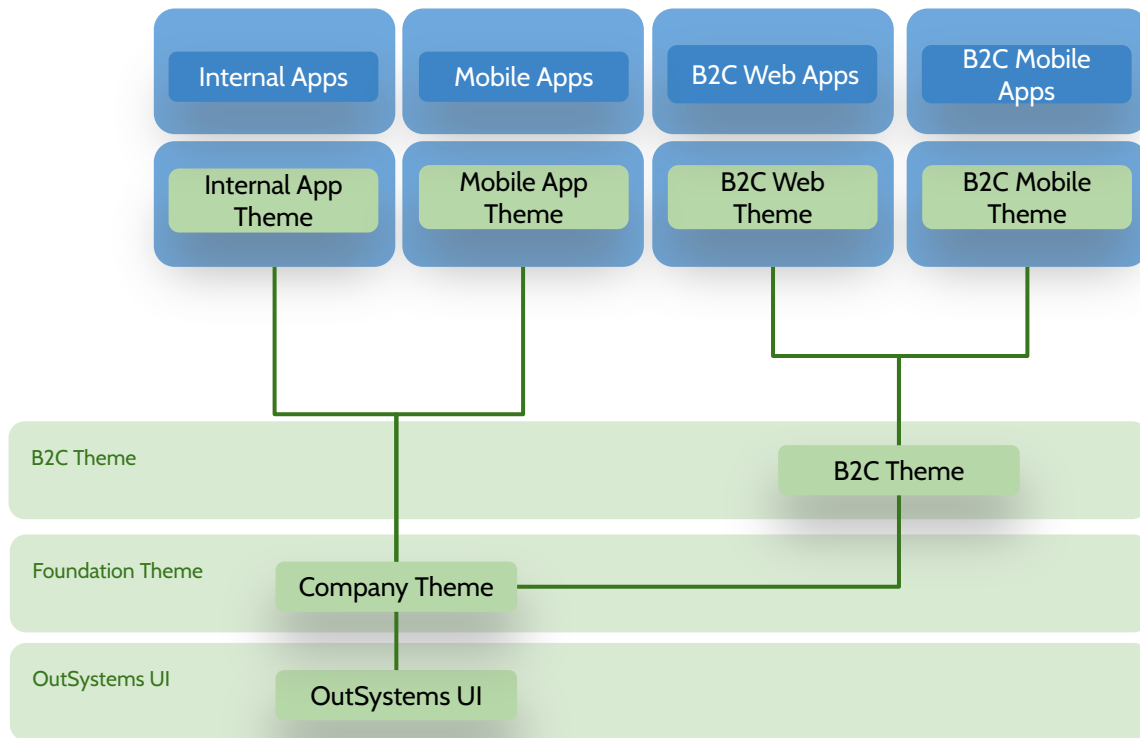
First Applications



Reactive and Mobile Apps



Multiple Projects

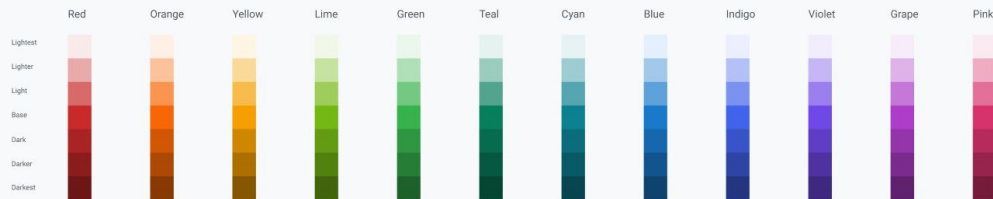
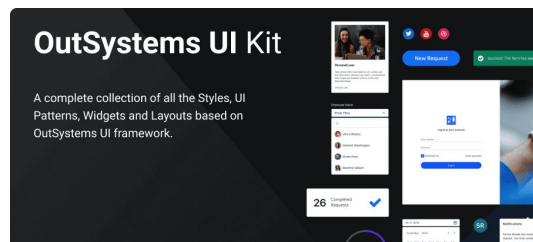


Development Workflow

Tools and Resources

UI Kit

outsystemsui.outsystems.com



Desktop

Display

36px / 1.25

Heading 1

32px / 1.25

Heading 2

28px / 1.25

Tablet

Display

34px / 1.25

Heading 1

30px / 1.25

Heading 2

26px / 1.25

Phone

Display

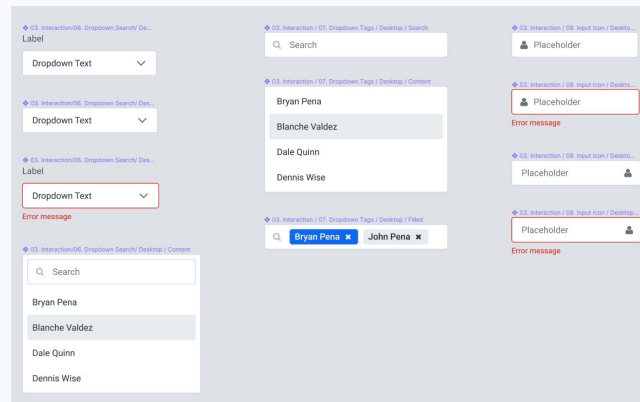
32px / 1.25

Heading 1

28px / 1.25

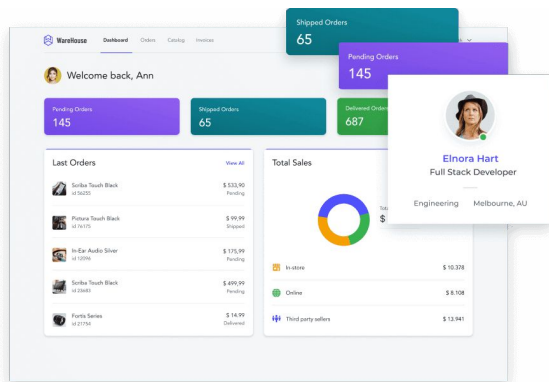
Heading 2

24px / 1.25



Live Style Guide

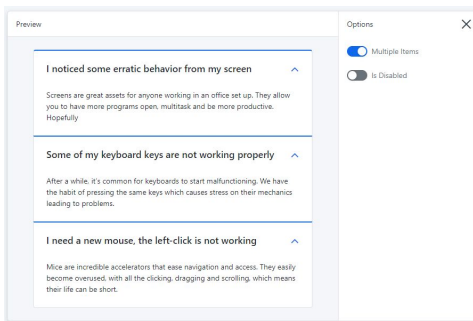
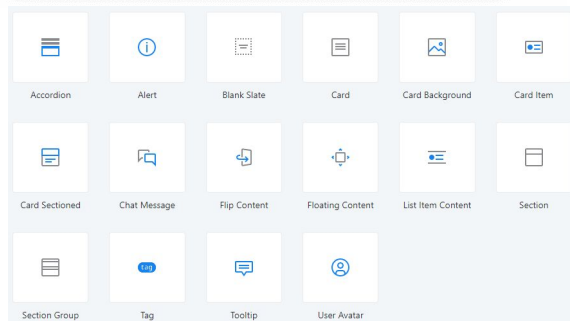
outsystemsui.outsystems.com



Extended Palette

Red

| Color | Hex | Background Class | Text Class | CSS Variable |
|--------------|---------|--------------------------|--------------------|----------------------|
| Red Darkest | #6f1717 | .background-red-darkest | .text-red-darkest | --color-red-darkest |
| Red Darker | #8d1d1d | .background-red-darker | .text-red-darker | --color-red-darker |
| Red Dark | #ab2424 | .background-red-dark | .text-red-dark | --color-red-dark |
| Red | #c92a2a | .background-red | .text-red | --color-red |
| Red Light | #d96a6a | .background-red-light | .text-red-light | --color-red-light |
| Red Lighter | #e9aaaa | .background-red-lighter | .text-red-lighter | --color-red-lighter |
| Red Lightest | #faeaea | .background-red-lightest | .text-red-lightest | --color-red-lightest |



Cheat Sheet

outsystemsui.outsystems.com

Typography

Font Size

| | | | | | |
|------------------|------|------|------|-------------------|-------------------|
| Display | 24px | 28px | 32px | font-size-display | font-size-display |
| Heading1 | 20px | 24px | 28px | font-size-h1 | font-size-h1 |
| Heading2 | 18px | 22px | 26px | font-size-h2 | font-size-h2 |
| Heading3 | 16px | 20px | 24px | font-size-h3 | font-size-h3 |
| Heading4 | 14px | 18px | 22px | font-size-h4 | font-size-h4 |
| Heading5 | 12px | 16px | 20px | font-size-h5 | font-size-h5 |
| Heading6 | 10px | 14px | 18px | font-size-h6 | font-size-h6 |
| Body | 16px | 18px | 20px | font-size-body | font-size-body |
| Body Small | 12px | 14px | 16px | font-size-s | font-size-s |
| Body Extra Small | 10px | 12px | 14px | font-size-xs | font-size-xs |

Font Weight

| | | | | | |
|-------|--------|--------|------|--------------------|--------------------|
| Aa | Aa | Aa | Aa | font-weight-normal | font-weight-normal |
| Light | Normal | Medium | Bold | font-weight-normal | font-weight-normal |

Text Transform

| | | | | | |
|-----------|-----------|------------|----------|--------------------|--------------------|
| Lowercase | Uppercase | Capitalize | Ellipsis | font-weight-normal | font-weight-normal |
| lowercase | uppercase | capitalize | ellipsis | font-weight-normal | font-weight-normal |

Print

Destination

Save as PDF

Pages

All

Layout

Portrait

More settings

11 pages

Save

Cancel

Absolute
.absolute-top
.absolute-right

Border Radius
.border-radius-none
.border-radius-soft
.border-radius-rounded
.border-radius-circle
.border-radius-top-right-none
.border-radius-bottom-right-none
.border-radius-top-left-none
.border-radius-bottom-left-none
.border-radius-top-none
.border-radius-right-none
.border-radius-bottom-none
.border-radius-left-none
.border-radius-top-right-soft
.border-radius-bottom-right-soft
.border-radius-top-left-soft
.border-radius-bottom-left-soft
.border-radius-top-soft
.border-radius-right-soft
.border-radius-bottom-soft
.border-radius-left-soft
.border-radius-top-rounded
.border-radius-right-rounded
.border-radius-bottom-rounded
.border-radius-left-rounded

Display
.hidden / .ph
.display-block
.display-contents
.hide-on-service-studio
.hide-scrollbar

Flex Properties
.display-flex
.align-items-baseline
.align-items-center
.align-items-flex-end
.align-items-initial
.justify-content-flex-end
.flex1
.flex2
.flex3
.flex-direction-column
.flex-direction-column-reverse
.flex-direction-row
.flex-direction-row-reverse
.top-left
.top-center
.top-right
.center-left

Border Sizes

| Class | CSS Variable |
|------------------------|-------------------------|
| .border-radius-none | --border-radius-none |
| .border-radius-soft | --border-radius-soft |
| .border-radius-rounded | --border-radius-rounded |
| .border-radius-circle | --border-radius-circle |

| Border Sizes | Size | Class | CSS Variable |
|--------------|------|-------------------|--------------------|
| | 0 | .border-size-none | --border-size-none |
| | 1px | .border-size-s | --border-size-s |
| | 2px | .border-size-m | --border-size-m |
| | 3px | .border-size-l | --border-size-l |

Key Takeaways


Key Takeaways



User centered
experience



Multiple role
collaboration



Leverage
resources



Invest in scale
and reusability

Thank You



Dinis Carvalho

Product Designer, OutSystems

✉ dinis.carvalho@outsystems.com

 [diniscarvalho41](#)